


HJK Series Resistors

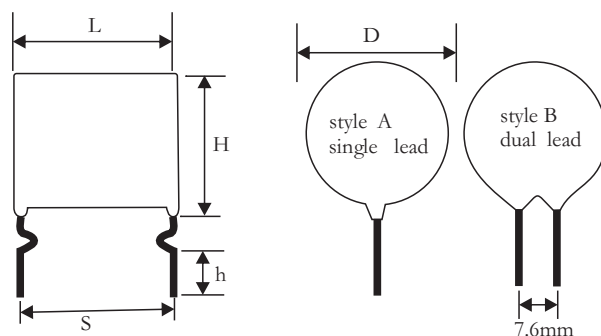
- Constructions
- Ordering Information
- Reference Standards
- Derating Curve
- Surface Temp. Rise vs. applied power
- Performance Characteristics

Catalogue



The HJK Series of non-inductive, ceramic composite resistors are designed for inrush limiting in motor drives, UPS and other power conversion systems. They are ideal for circuitry which is subject to surges, high peak power or high energy, offering enhanced performance over other resistor types. In pulsed applications, these compact resistors distribute the energy uniformly throughout their structure, resulting in low thermal stress. The result is increased reliability, and reduced size, compared to other resistor types. High-temperature, solvent-resistant epoxy coating allows operation in almost any environment, and the familiar radial lead construction offers convenient use.

Constructions



Part Number	Resistance ¹ (ohms)	L max (mm)	D max (mm)	H max (mm)	h min (mm)	S nom (mm)	Lead (AWG)	Lmpules ² (Volts)	P _{avg} ³ (watts)	Energy ⁴ (joules)
HJK-A	3.3~10K	15	13	22	3.5	12.5	20	1000	2.0	250
HJK-B	4.7~15K	20	13	22	3.5	17.5	20	1500	2.5	400
HJK-C	1.0~3.3K	15	21	26	4.0	12.5	18	1000	3.5	700
HJK-D	2.2~6.8K	25	21	26	4.0	22.5	18	2000	4.5	1400
HJK-E	1.0~2.2K	16	26	35	4.0	14.0	18	1500	4.5	1400
HJK-F	1.5~4.7K	30	26	35	4.0	27.5	18	2500	5.5	2800

1.ELA Standard values.E6,E12 2.In air 3.Free air.40°C ambient 4.Single impulse

Ordering Information

Example:

HJK	A	100R	K
(1)	(2)	(3)	(4)
Series Name	Style	Resistance(Ω)	Tolerance

(1)Type: HJKSERIES

(2)Style: A,B,C,D,E,F

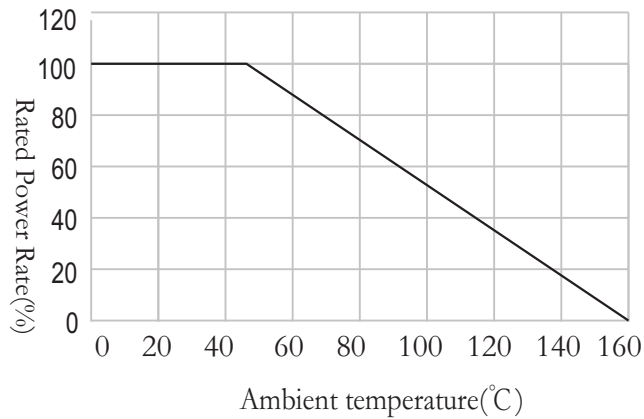
(3)Resistance: 100R00=100 Ω ,1KR00=1K Ω ,10KR00=10K Ω

(4)Tolerance:K= \pm 10%,M= \pm 20%,

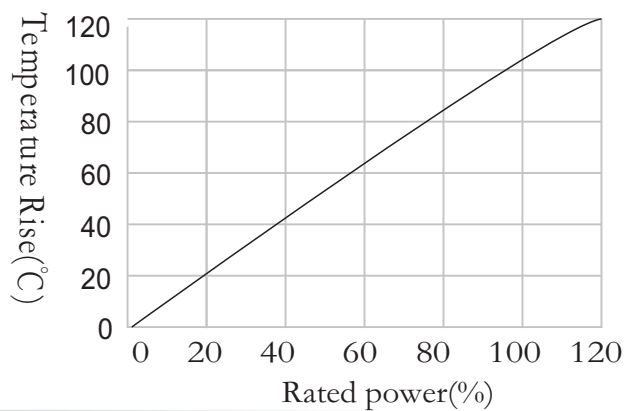
Reference Standards

MIL-STD-202

Derating Curve



Surface Temp. Rise vs. applied power



Performance Characteristics

Parameter	Maximum ΔR	Test Method
Life Test	+5%	MIL-STD-202F, method 108A, except 50°C, 1000hrs, @rated power, 1.5hrs ON, 0.5hrs OFF
Single pulse Energy	$\pm 1.5\%$	Single pulse, capacitor discharge at Rated Energy 305VDC for 1315, 1320, 2115 sizes; 650VDC for 2125, 2616, 2630 sizes
Repetitive Hv pulsing	$\pm 2.0\%$	10 joules @5.0kv, 10,000 cycles
Short-time Overload	$\pm 1.5\%$	10x rated power, 5seconds ON, 5seconds OFF, 5cycles
Short-time High Temperature	$\pm 1.5\%$	250°C for 30seconds
Long-time High Temperature	$\pm 2.0\%$	1000hours @150°C
Thermal Shock Cycle	$\pm 2.0\%$	MIL-STD-202F, method 107D, -55°C +125°C, 5cycles
Moisture resistance	$\pm 1.0\%$	90%-95%rh @40°C, 1000hrs.